

SNO+



European Research Council
Established by the European Commission



Jeanne Wilson

19-8-2014

IPA, QMUL

SNO+ Collaboration



SNO+ LAB
Aug 15, 2013

 Laurentian University
Université Laurentienne



Queen's
Alberta
Laurentian
SNOLAB
TRIUMF

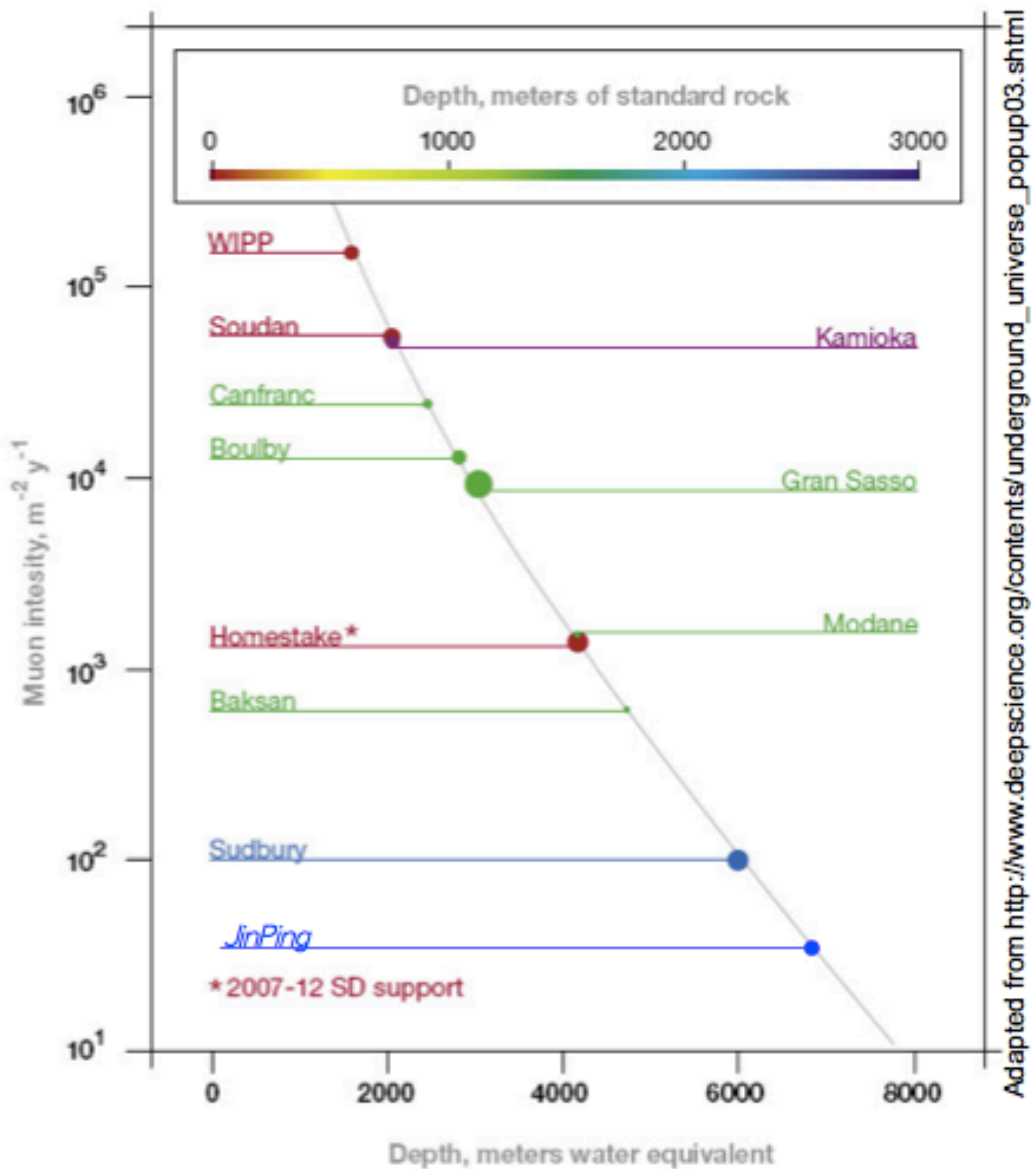
BNL, AASU
U Penn, UNC
U Washington
UC Berkeley/LBNL
Chicago, UC Davis

Oxford
Sussex
QMUL
Liverpool
Lancaster

LIP Lisboa
LIP Coimbra


TU Dresden

Location



Muon flux = 70 muons/day

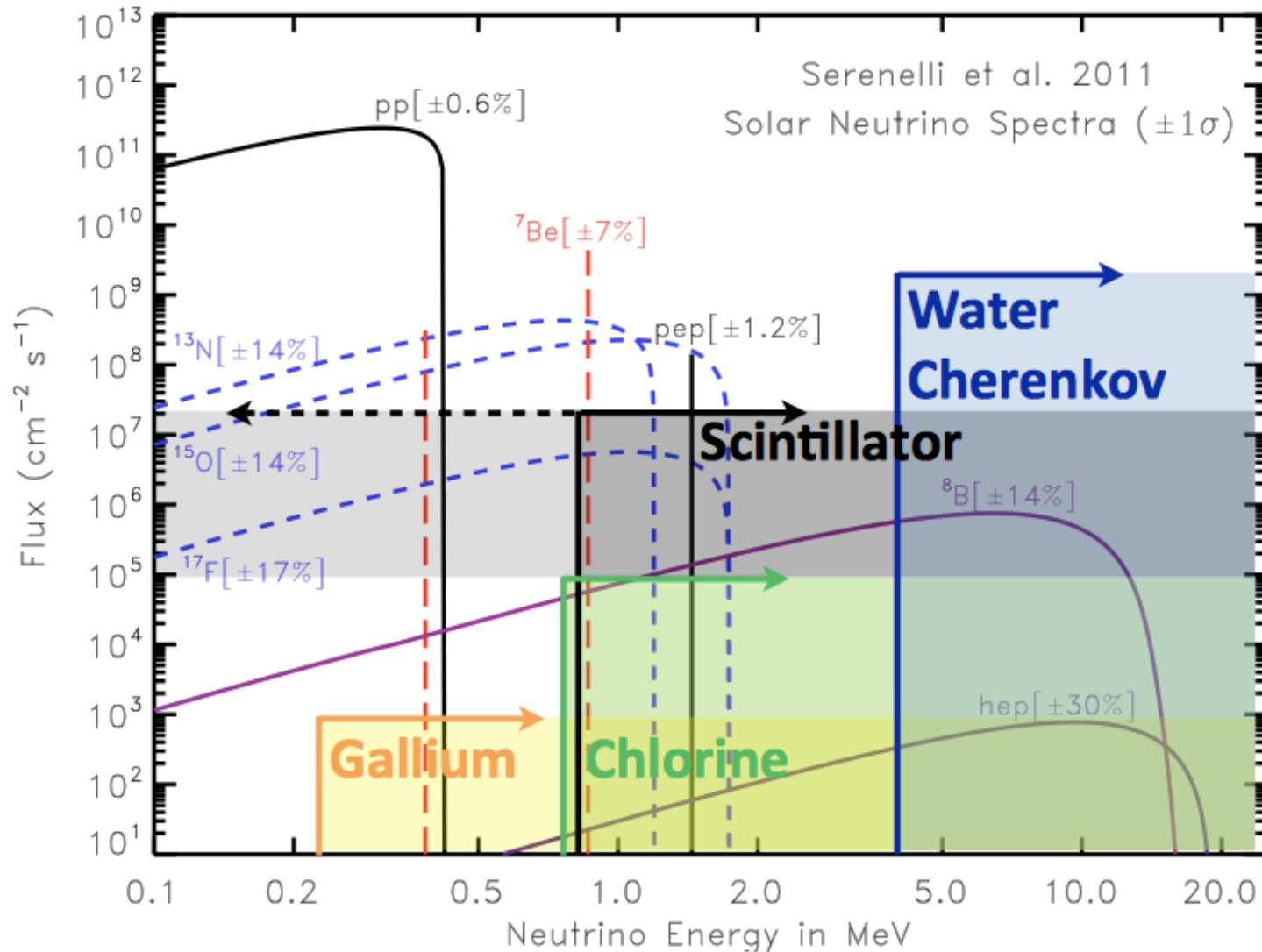
Class-2000 clean room lab



SNO+ Physics Program

- Low Energy Solar Neutrinos
- **Neutrinoless double beta decay search**
- Supernovae sensitivity
- Reactor Neutrinos
- Geoneutrinos
- Invisible Nucleon Decay (water phase)

Solar Neutrinos

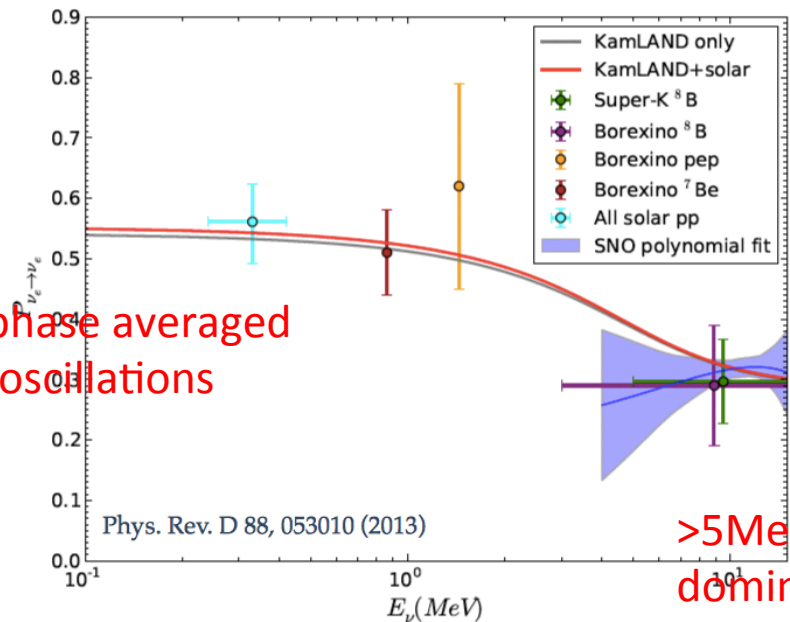


Solar Neutrino Physics

- What can the Sun tell us about neutrinos?

- Precision pep flux
- Low energy ^8B spectrum
- Day/night asymmetry?

<1MeV phase averaged vacuum oscillations



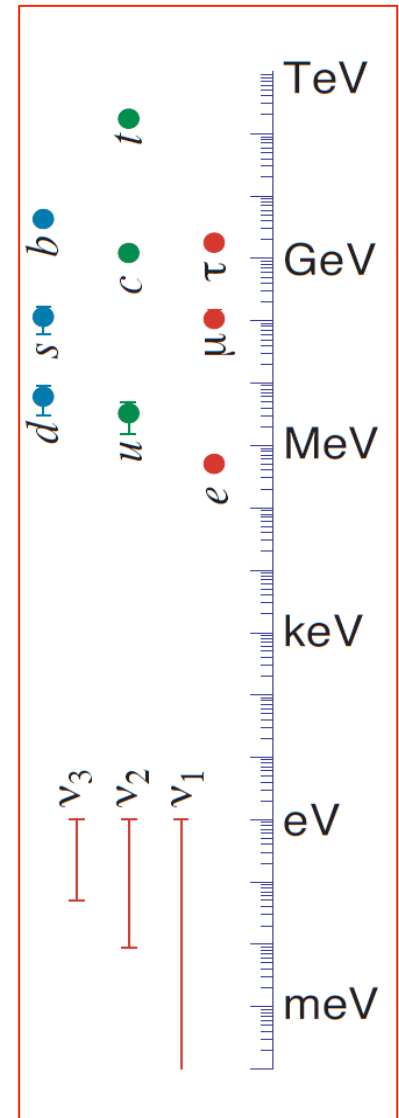
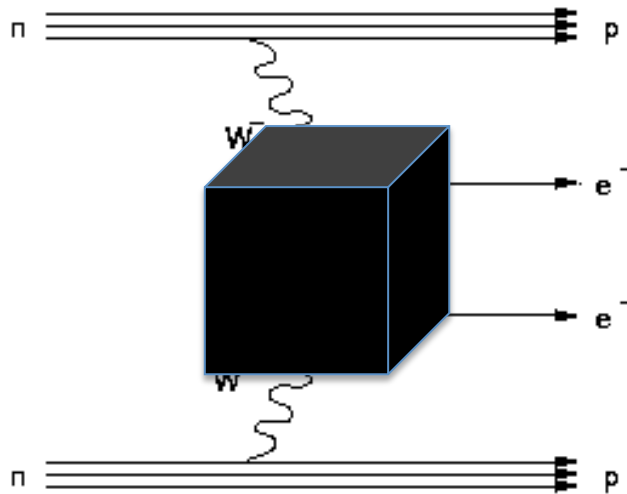
>5MeV Matter dominated resonant conversion

- What can neutrinos tell us about the Sun?

- CNO flux -> Resolve solar metallicity problem
- Direct pp measurement -> Luminosity constraint

Double Beta Decay

- Hard to explain smallness of neutrino masses with Higgs mechanism
- Most favoured alternative = See-saw mechanism
 - Majorana neutrinos
 - Leptogenesis



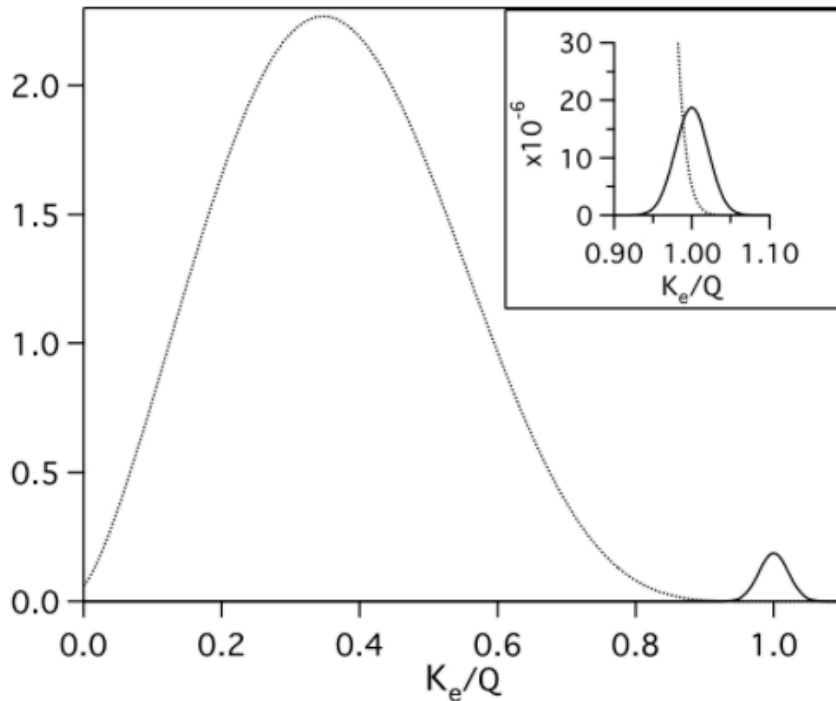
Neutrinoless Double Beta Decay

$$(T_{1/2}^{0\nu})^{-1} = G^{0\nu} \cdot |M^{0\nu}|^2 \cdot \langle m_{\beta\beta} \rangle^2$$

Phase space Nuclear Matrix Element

$$\langle m_{\beta\beta} \rangle^2 = |\sum_i U_{ei}^2 m_{\nu_i}|^2$$

Sum of the electron kinetic energies, normalized to the endpoint Q.



Experiment options


- Select isotopes with favourable phase space
- Select isotopes with favourable matrix elements
 - Beware large uncertainty / differences between models
- Good energy resolution
- Low Backgrounds in region of interest (ROI)

$0\nu\beta\beta$ search – SNO+ approach

- Statistics over energy resolution
- Tellurium – 130
 - Favourable $0\nu\beta\beta$: $2\nu\beta\beta$ phase space ($T_{1/2}^{2\nu\beta\beta} = 7 \times 10^{20}$ years)
 - 34% natural abundance
 - 2.53MeV endpoint energy
- Large amount of isotope
 - 0.3% loading (by weight) = 2.34tonnes $^{\text{nat}}\text{Te} = 800\text{kg } ^{130}\text{Te} = \1.5million
 - Towards tonne-scale $0\nu\beta\beta$ search at relatively low cost
- Large homogeneous detector, well defined background model
 - Aim to be dominated by solar neutrino background
- Isotope In/Out capability

SNO+ Detector

- 12m diameter Acrylic Vessel
- Hold down rope net

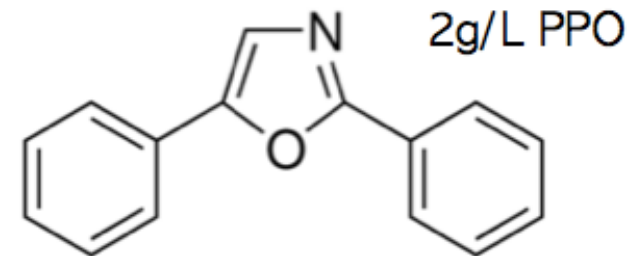
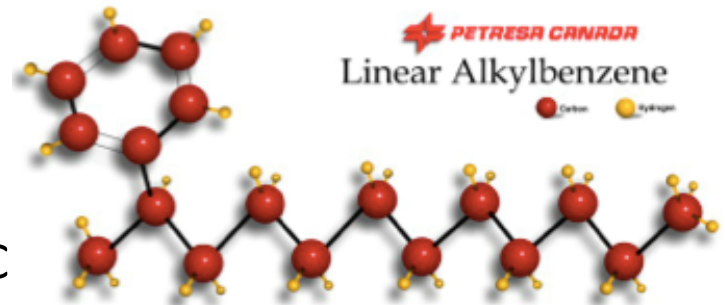


- 780 tonnes scintillator

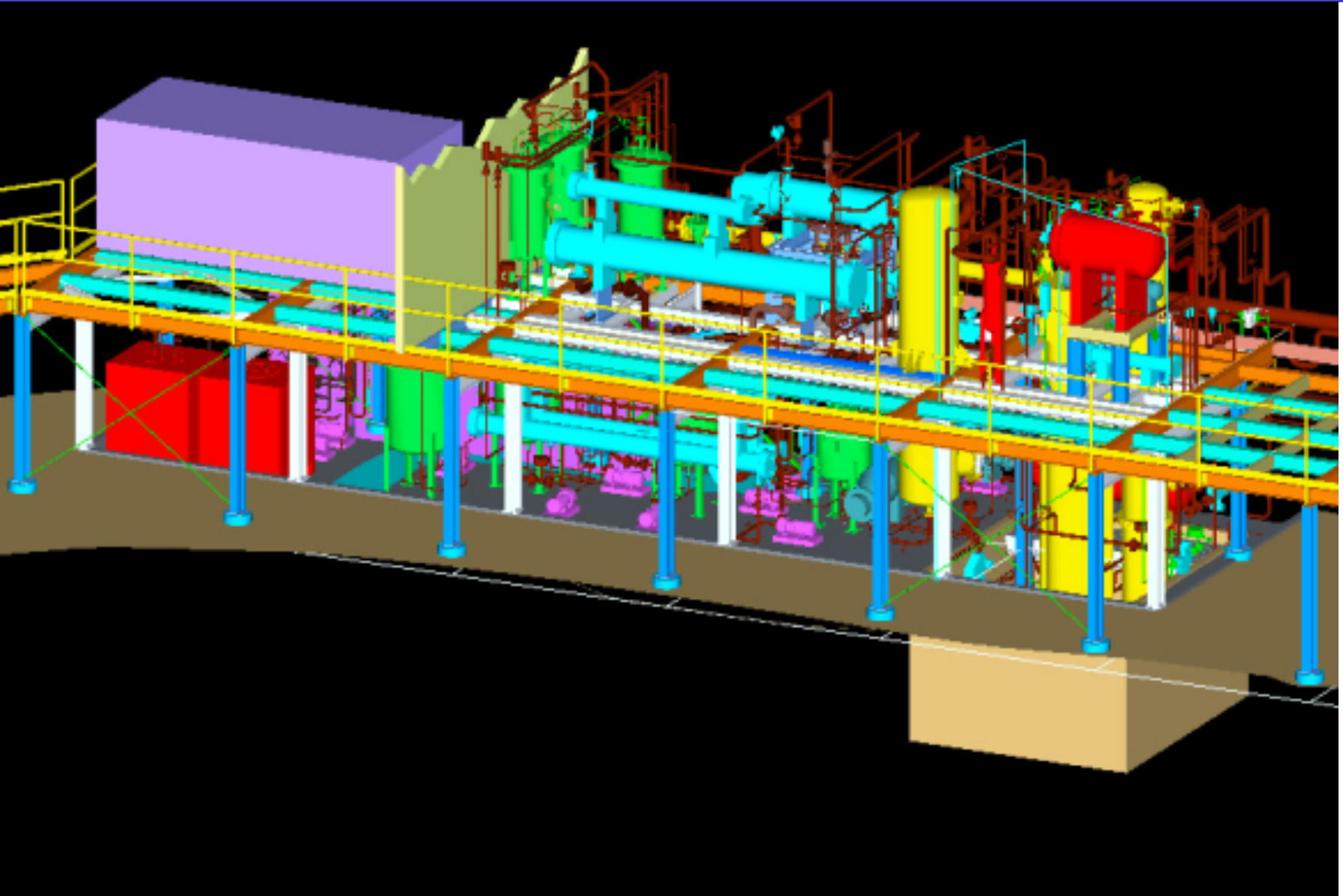
- 7ktonnes water shielding
- ~9500 8inch PMT array

Liquid Scintillator

- Linear alkylbenzene (LAB) + 2g/L fluor 2,5 diphenyloxazole (PPO)
 - Chemical compatibility with acrylic
 - High light yield, high purity
 - Good optical transparency, low scattering
 - Fast decay – β - α separation
 - Low toxicity, environmentally safe
 - High flash point, 140C, boiling point 278-314C
 - Low solubility in water, 0.041 mg/L



Scintillator purification plant



Purification Plant - LABPPO

- Multi-stage distillation
 - Remove heavy metals, improve UV transparency
- Pre-purification of PPO concentrated solution
- Steam/N₂ stripping under vacuum
 - Remove Rn, Kr, Ar, O₂
- Water extraction
 - Remove Ra, K, Bi
- Metal scavengers
 - Remove Bi, Pb
- Microfiltration
 - Remove dust


Target levels:

- ⁸⁵Kr: 10⁻²⁵ g/g
- ⁴⁰K: 10⁻¹⁸ g/g
- ³⁹Ar: 10⁻²⁴ g/g
- U: 10⁻¹⁷ g/g
- Th: 10⁻¹⁸ g/g




**Space is limited
underground!**

First Attempts at Te-Loaded Scintillator




First Attempts at Te-Loaded Scintillator



- ...then, breakthrough new approach was developed at BNL, works for loading Te in liquid scintillator

First Attempts at Te-Loaded Scintillator

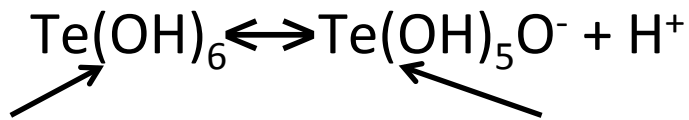


- ...then, br
developed
liquid scin

ach was
ding Te in

pH Selective Telluric Acid Recrystallisation

- Telluric acid obeys the following equilibrium:




Insoluble

Soluble

- pH determines the equilibrium state

1. Dissolve telluric acid in water and filter it
 - Removes insoluble impurities
 2. Add nitric acid to force the telluric acid to recrystallize/precipitate, pump away the liquid, rinse with ethanol
 - Removes soluble impurities
- By “tuning” the pH at each step, the process can be quite selective – most elements are removed with high efficiency

**Cobalt removal
by multi-pass
purification**



See S. Hans et. al. *Purification of Telluric Acid for SNO+ Neutrinoless Double Beta Decay Search*. In preparation.

Measured Single Pass Reduction Factors

Element	Reduction Factors From Spike Tests	Non-spiked, before purification	Non-spiked, after purification
Sn	$>1.67 \times 10^2$	20	<20
Zr	$>2.78 \times 10^2$	70	<10
Ti		40	<10
Al		<30	<30
Co	$(1.62 \pm 0.34) \times 10^3$	<10	<10
Mn		150	<5
Fe		40	<30
Ag	$>2.78 \times 10^2$	<10	<10
Y	$>2.78 \times 10^2$	<10	<10
Sc	$>1.65 \times 10^2$	<10	<10
Sb	$>2.43 \times 10^2$	30	<20
^{228}Th	$(3.90 \pm 0.19) \times 10^2$	<0.02	<0.02
^{224}Ra	$(3.97 \pm 0.20) \times 10^2$	1400	<5
^{212}Pb	$(2.99 \pm 0.22) \times 10^2$	440	<3
^{212}Bi	$(3.48 \pm 0.81) \times 10^2$	300	<10
^{238}U	$(3.90 \pm 0.19) \times 10^2$	<0.02	<0.02

Two-pass purification should meet our purity goals.

Cosmogenics


- Nitric acid recrystallisation process performed on surface for safety
- Cosmogenic isotopes re-develop between the end of purification and moving the Te underground
 - Goal = 5 hour transit time
 - Additional underground polishing step
 - Dissolve in warm water
 - Thermal recrystallisation

	No purification	Purification + 5 hrs re-activation + “polishing” & 6 month cool-down
^{22}Na	15309	0.0947
^{26}Al	0.048	5.724E-7
^{42}K	565	0.0044
^{44}Sc	102	0.0004
^{46}Sc	43568	0.1993
^{56}Co	2629	0.0099
^{58}Co	25194	0.0888
^{60}Co	6906	0.0396
^{68}Ga	37343	0.2201
^{82}Rb	18047	0.0071
^{84}Rb	11850	0.0113
^{88}Y	390620	2.3079
^{90}Y	823	0.0019
^{102}Rh	276189	1.8389
^{102m}Rh	133848	1.0438
^{106}Rh	1534	0.0111
^{110m}Ag	69643	0.4184
^{110}Ag	939	0.0056
^{124}Sb	3101138	9.7353
^{126m}Sb	240	1.205E-5
^{126}Sb	358996	0.0015

Lozza & Petzoldt, Cosmogenic activation of a natural tellurium target, Astroparticle Physics. DOI: 10.1016/j.astropartphys.2014.06.008

Scale-Up

- Working with an industrial partner (SeaStar Chemicals, Sydney, BC) to scale processes up to ~200kg batch size
 - A few months to process the 4 tonnes of telluric acid for 0.3% loading
- Currently operating a 10kg pilot-scale plant
- Plan to have the full-scale system at SNOLAB this winter

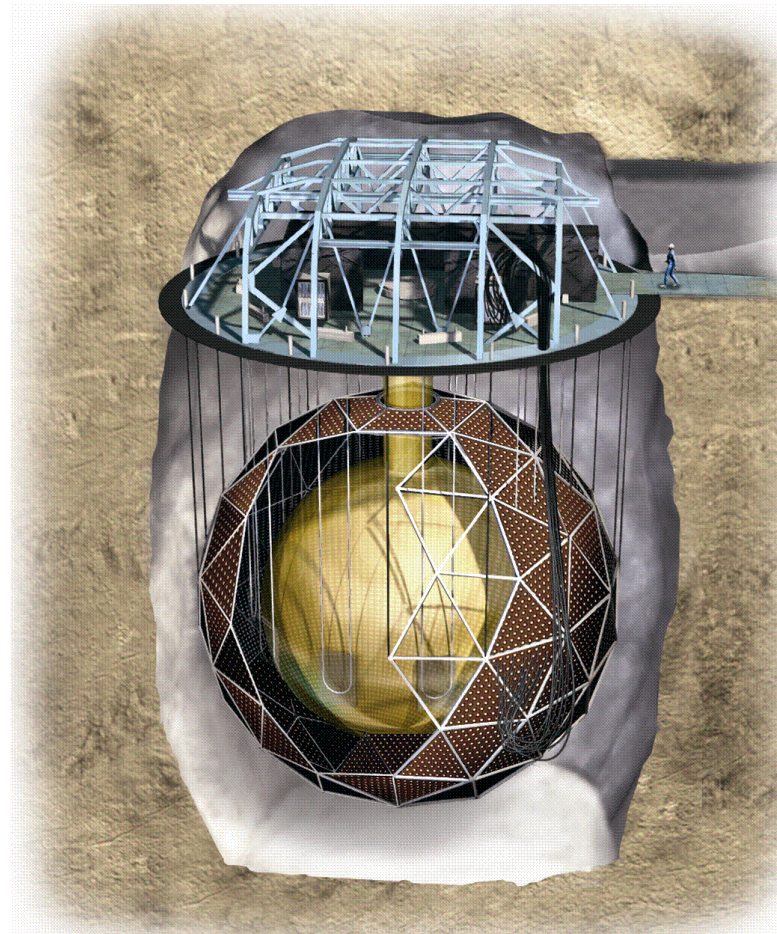


Backgrounds

LAB-PPO : ^{238}U , ^{232}Th , ^{14}C

Externals:

^{214}Bi , ^{208}Tl γ from
PMTs, AV, Ropes,
 H_2O



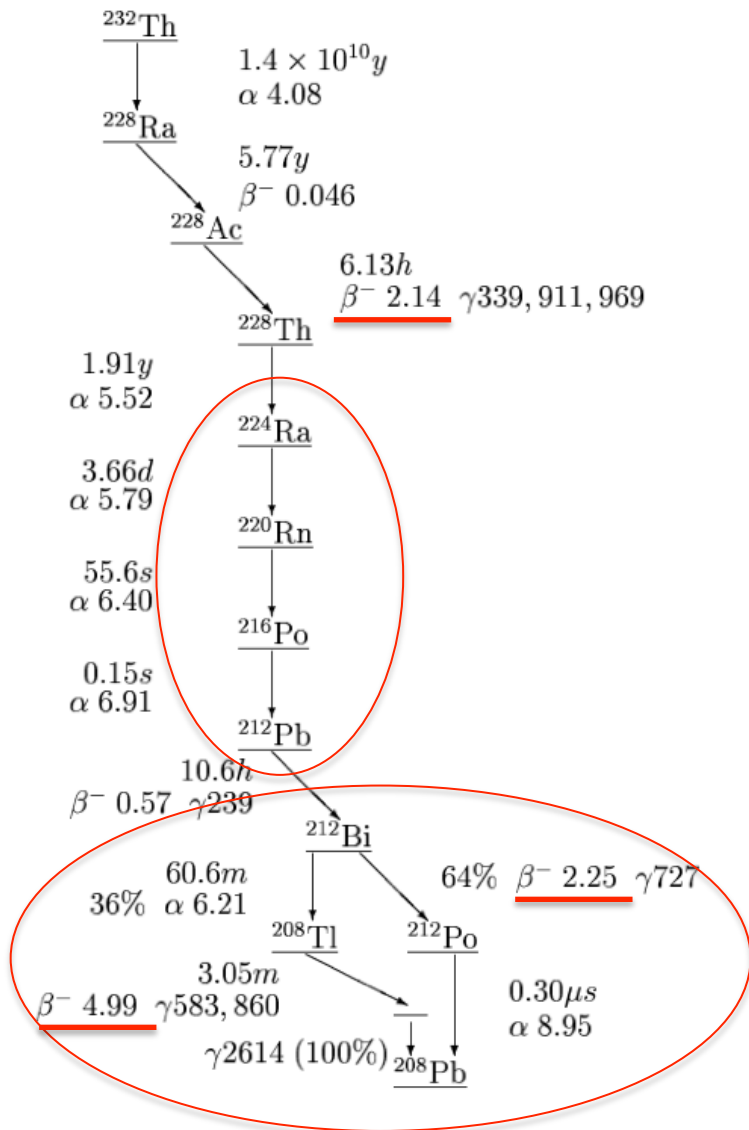
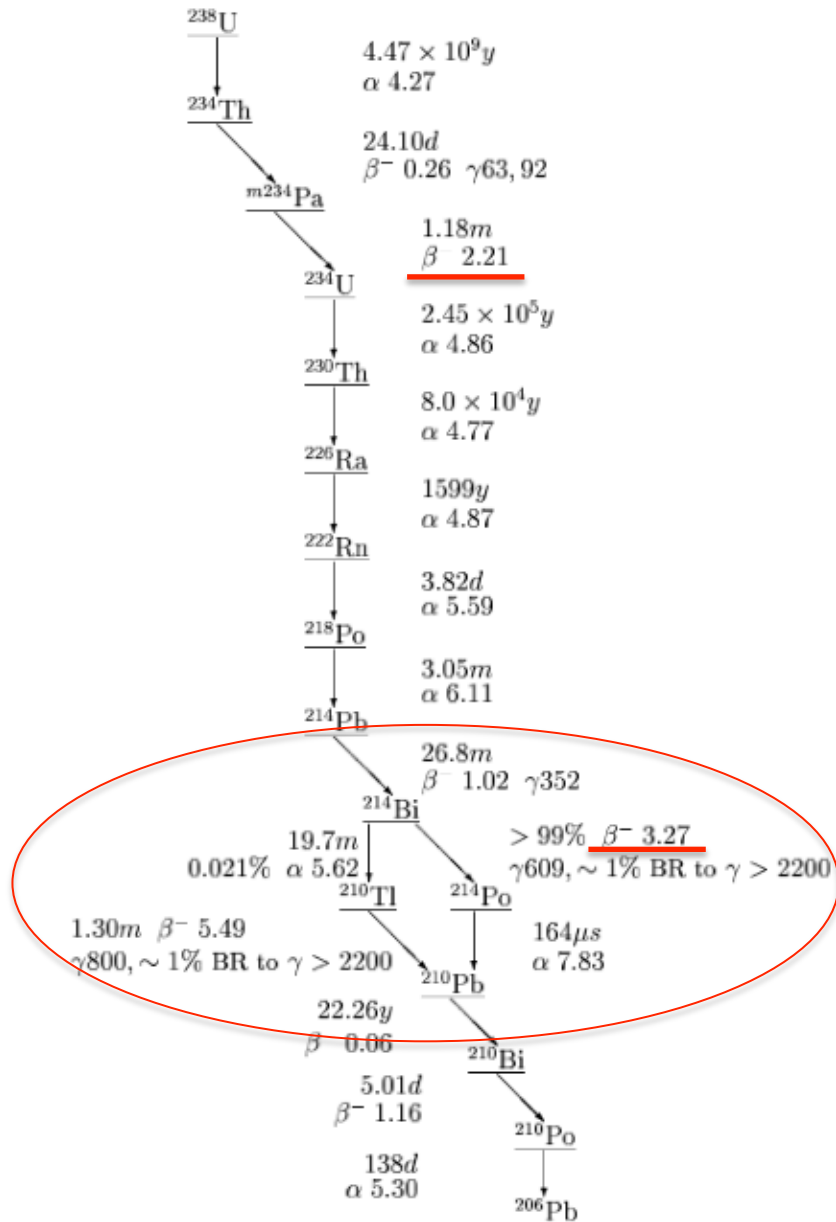
Implanted Radon daughters in AV:
 ^{210}Pb , ^{210}Bi , ^{210}Po

Thermal neutrons:
capture on H to
2.2MeV γ :
Muon induced
neutrons, (α ,n)

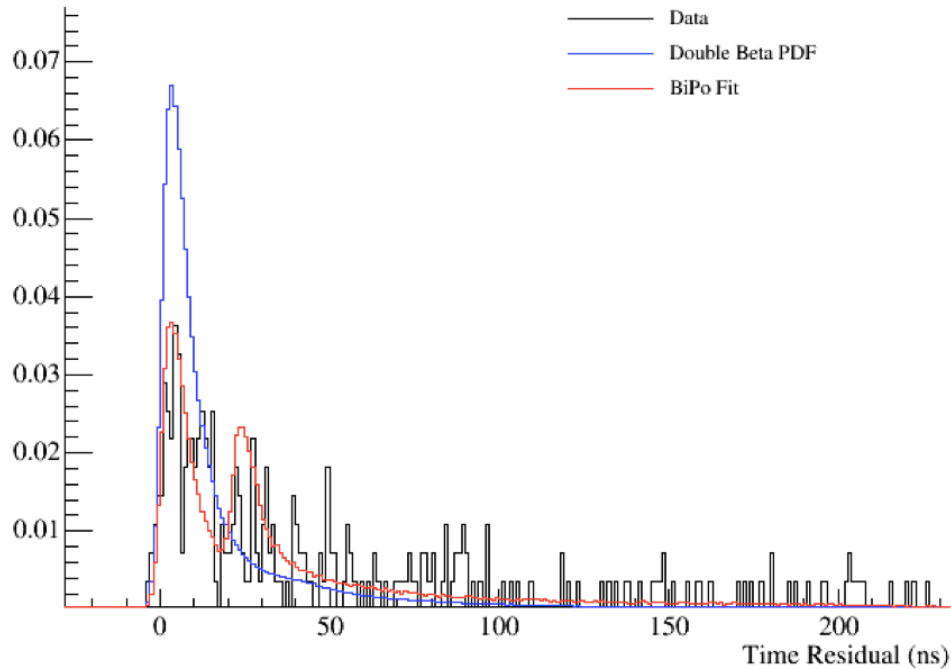
Tellurium : ^{238}U , ^{232}Th , ^{210}Po

Residual cosmogenically activated isotopes: ^{60}Co , ^{131}I

Uranium and Thorium Chain



BiPo rejection



Likelihood ratio cuts to reject in-window BiPo

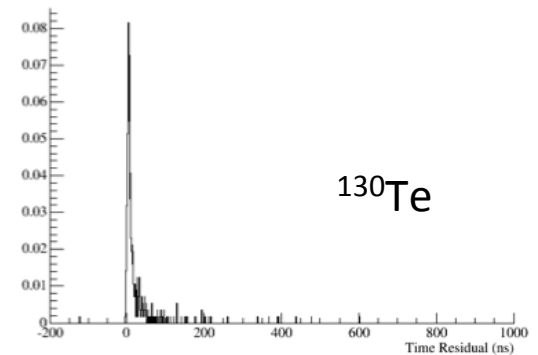
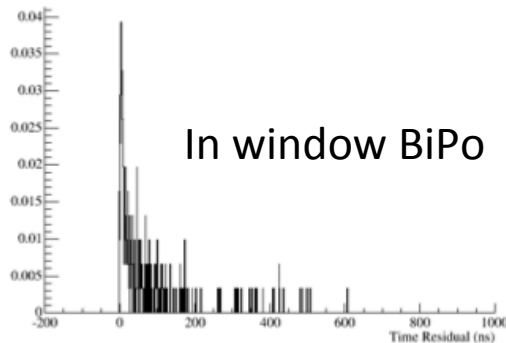
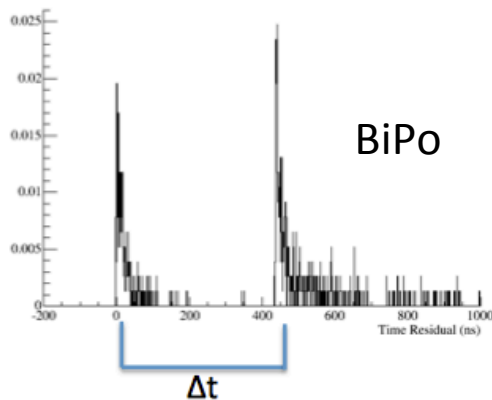
- Timing Residuals
- Beta and alpha energies

Overall

214BiPo factor > 25000 rejection

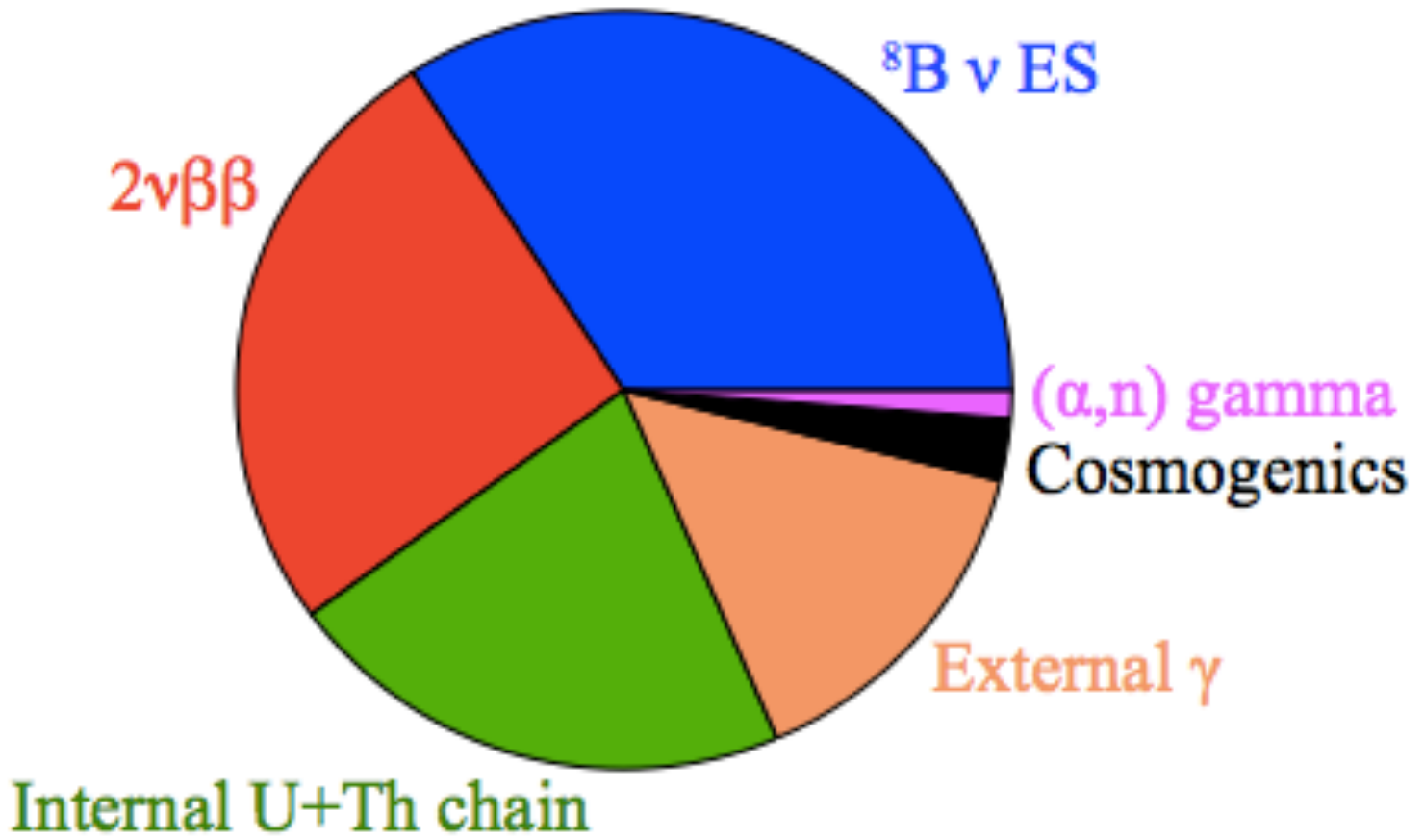
212BiPo factor > 70 rejection

SNO+ 'RAT' Simulations






Backgrounds

Optimized ROI: $-0.5\sigma - 1.5\sigma \sim 25$ events



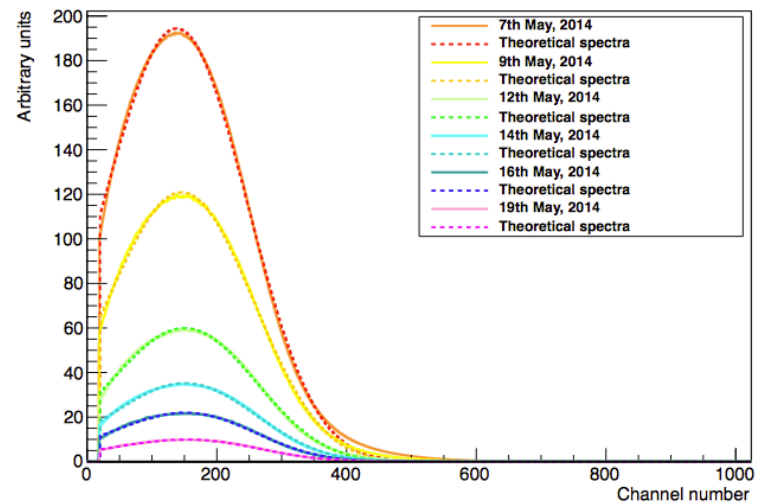
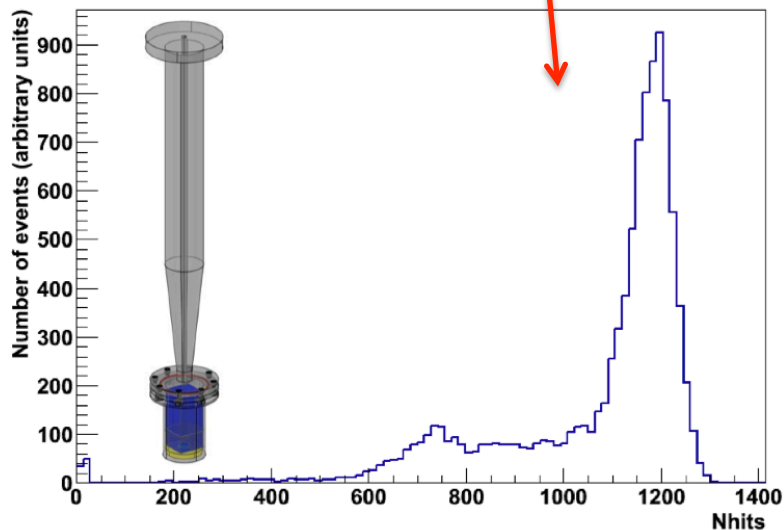

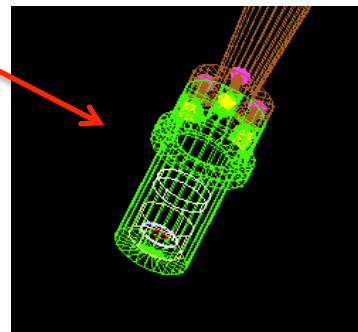

Calibration

- Deployed sources:
 - Laserball (optics), Cerenkov source



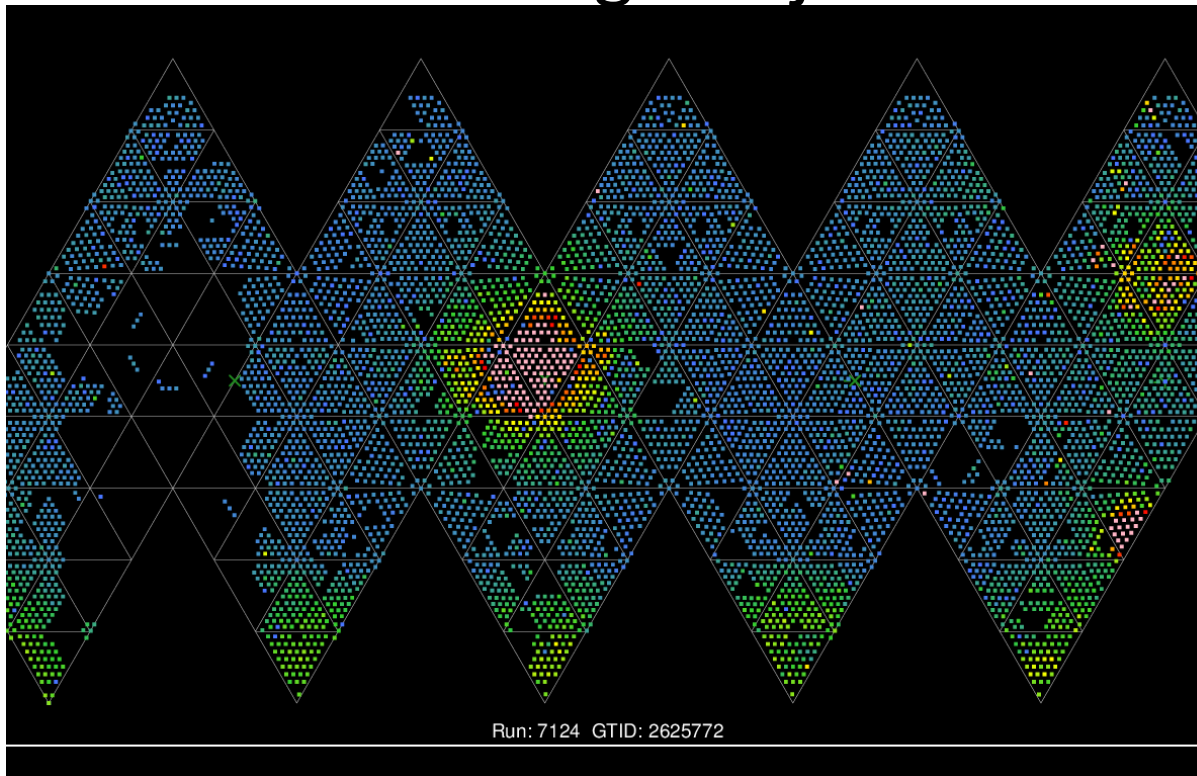
Calibration

- Deployed sources:
 - Laserball (optics), Cerenkov source
 - ^{48}Sc , ^{60}Co , ^{90}Y (beta), ^{57}Co , ^{24}Na



Calibration

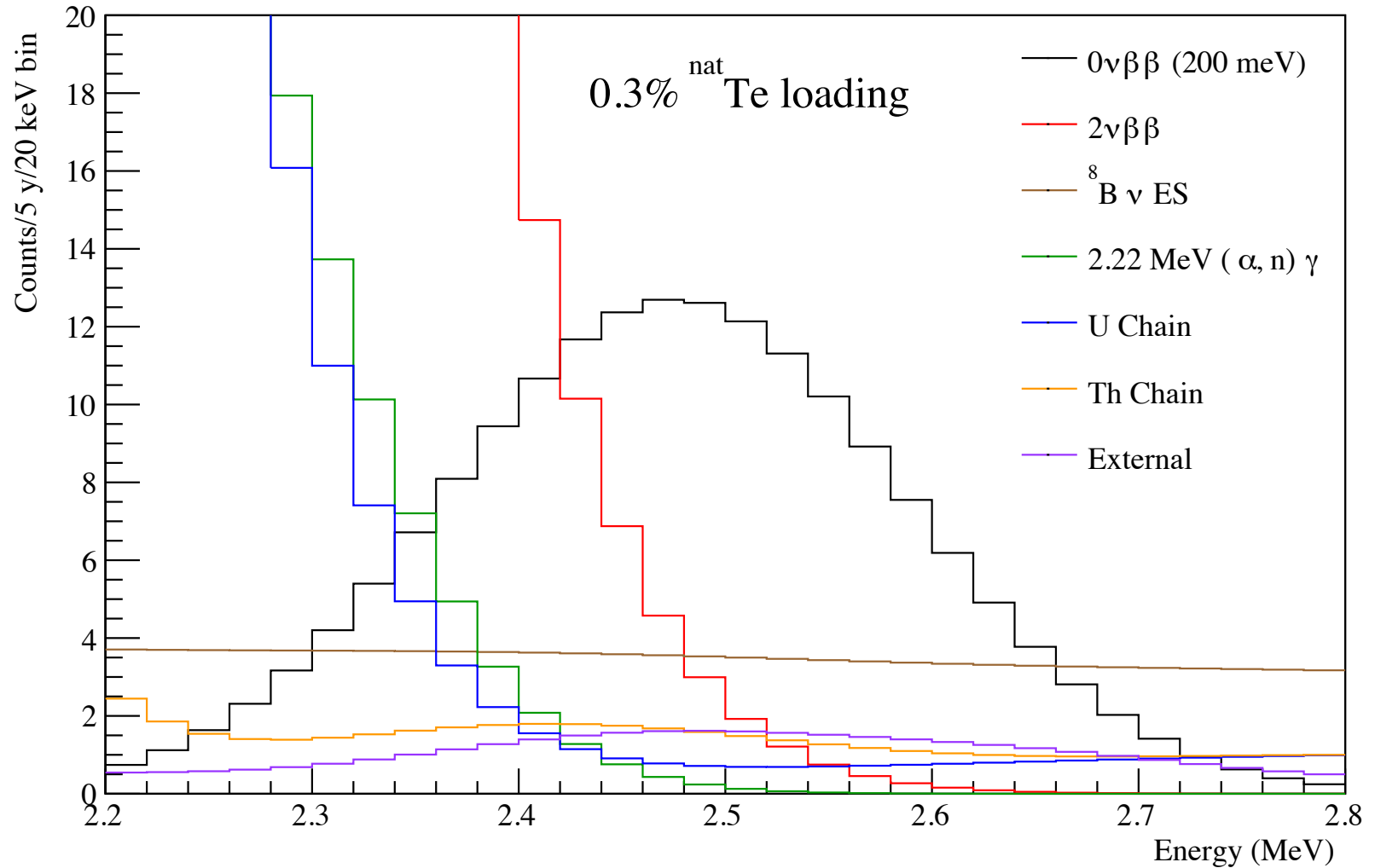
- Deployed sources:
 - Laserball (optics), Cerenkov source
 - ^{48}Sc , ^{60}Co , ^{90}Y (beta), ^{57}Co , ^{24}Na
- Embedded light injection fibres



Calibration

- Deployed sources:
 - Laserball (optics), Cerenkov source
 - ^{48}Sc , ^{60}Co , ^{90}Y (beta), ^{57}Co , ^{24}Na
- Embedded light injection fibres
- Internal sources
 - ^{14}C , ^{210}Bi , ^{210}Po , $^{214}\text{Bi-Po}$, $^{212}\text{Bi-Po}$

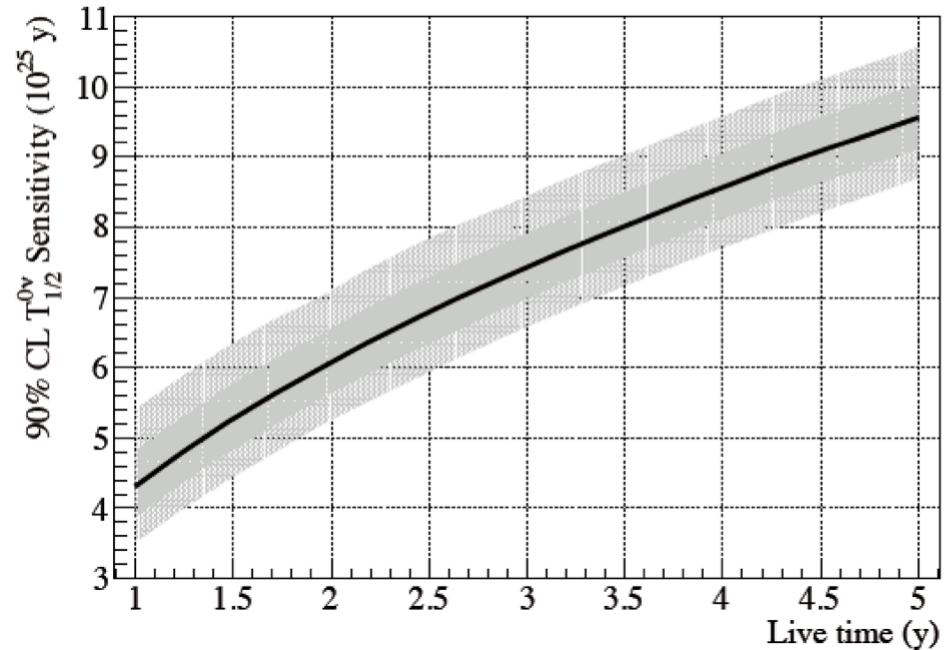
Spectrum Plot



Spectrum inputs

- 3.5m (20%) fiducial volume cut
- 5 years data taking
- >99.99% efficient ^{214}Bi tag
- 98% efficient internal ^{208}Tl tag
- Factor 50 reduction in $^{212}\text{BiPo}$ (pileup)
- Negligible cosmogenics
- $m_{\beta\beta} = 200\text{meV}$

Sensitivity 0.3% loading



3 years at 0.3% loading $\rightarrow \sim 7.5 \times 10^{25}$ years

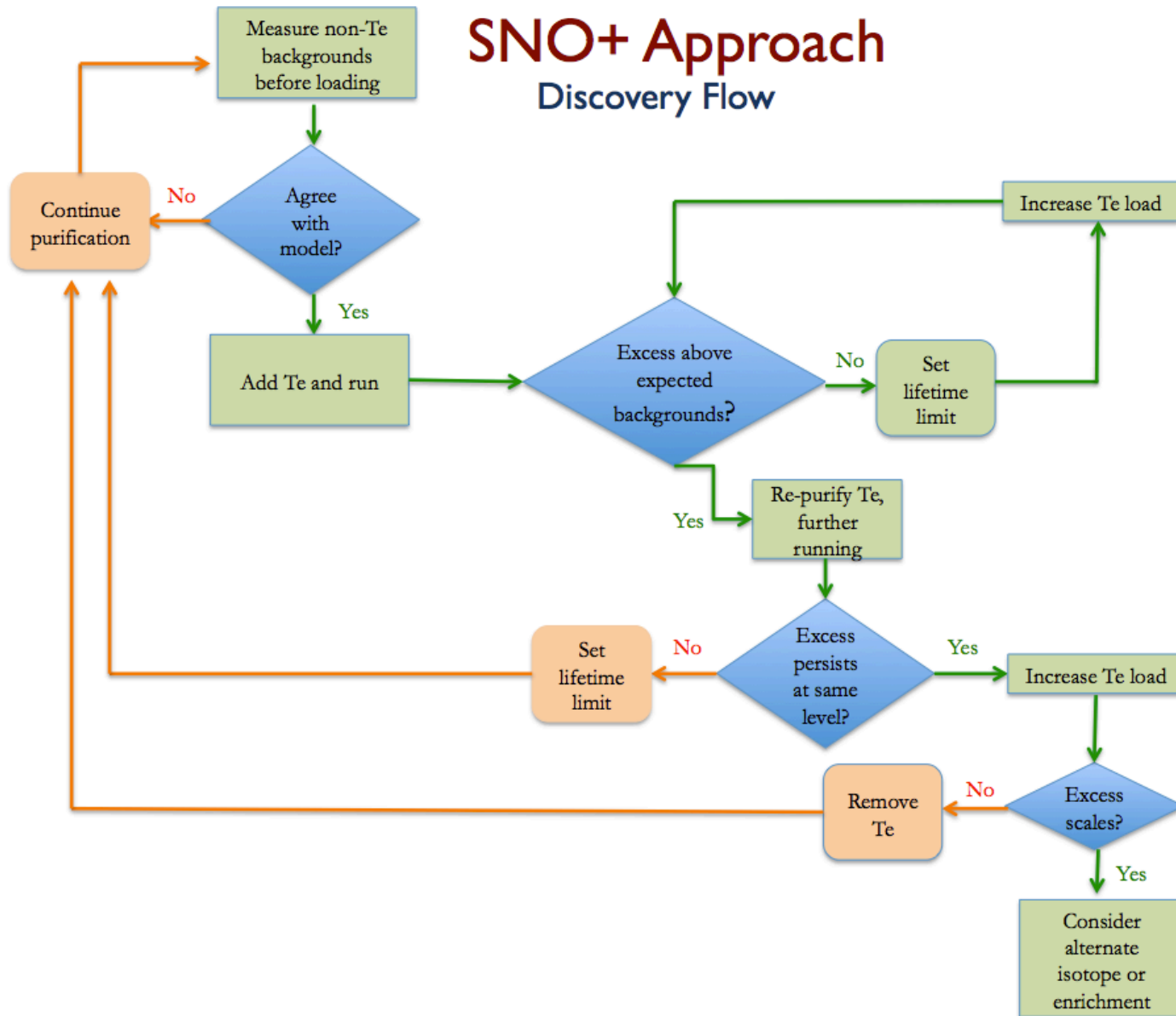
5 years at 0.3% loading $\rightarrow \sim 9.5 \times 10^{25}$ years

Cuoricino $T_{1/2} > 2.8 \times 10^{24}$ years at 90% C.L $\rightarrow < 300-710$ meV,
depending on the adopted nuclear matrix element evaluation

[arXiv:1012.3266 \[nucl-ex\]](https://arxiv.org/abs/1012.3266)


What if we see a bump?

SNO+ Approach Discovery Flow



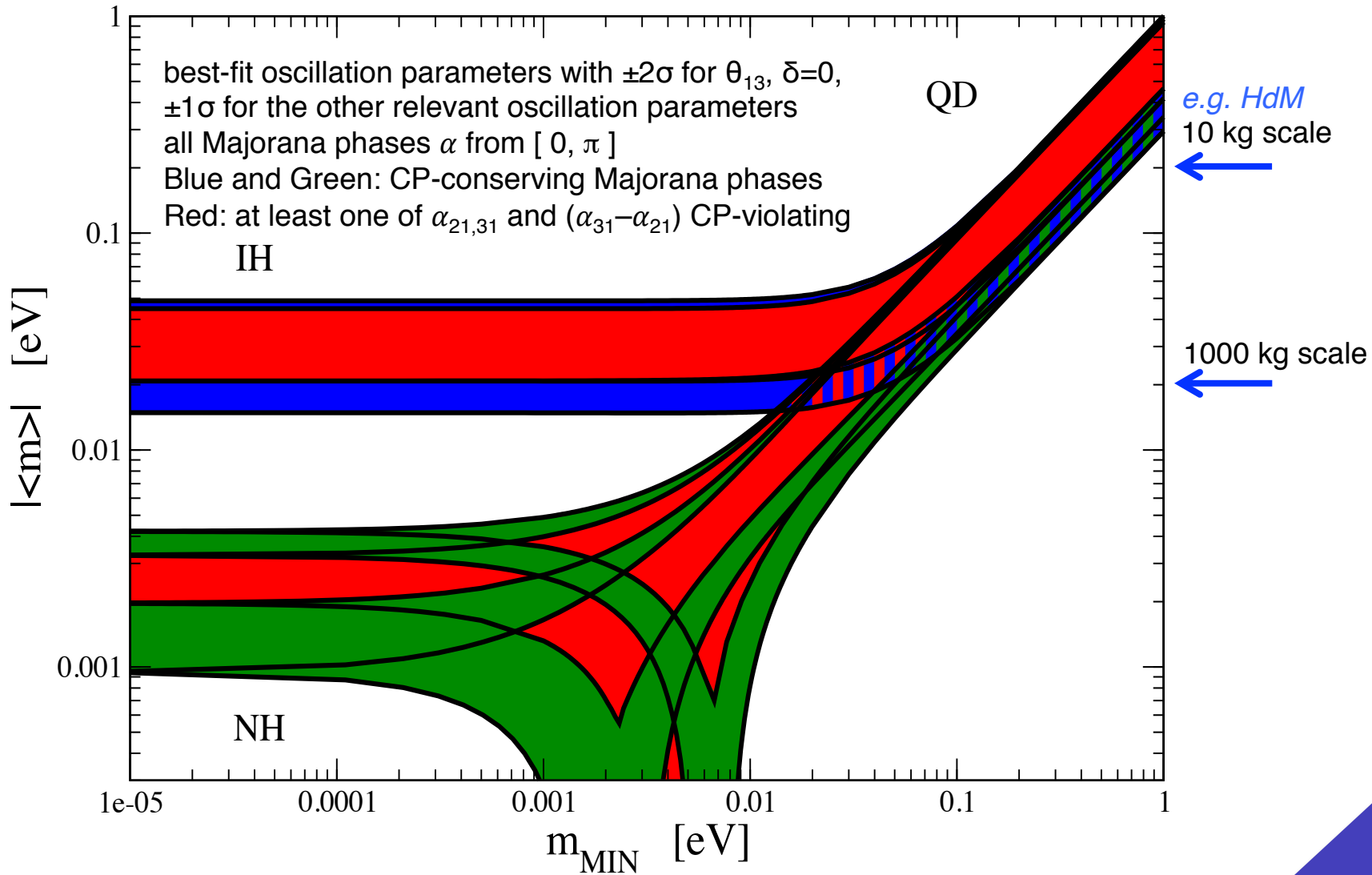
Percent Loading of Tellurium is Feasible

- 0.3%, 0.5%, 1%, 3%, 5% (from left to right)

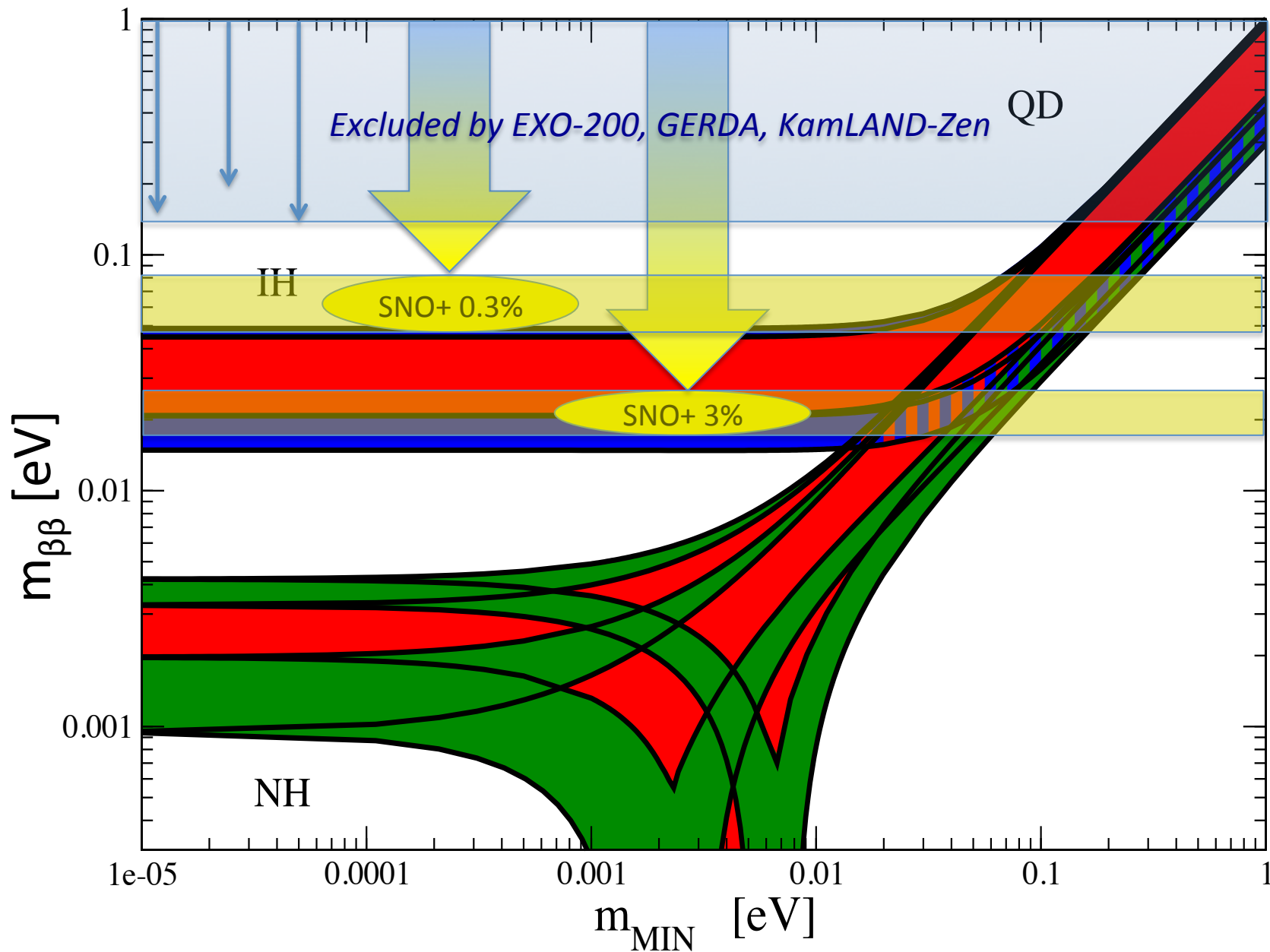


- 3% Te in SNO+ Phase II DBD corresponds to 8 tonnes of ^{130}Te *isotope* (cost for this much tellurium is only ~ \$15M)
- Contain isotope within a bag (KamLAND-Zen style)?
- Upgrade SNO+ PMT array – High QE PMTs?

$\langle m_{\beta\beta} \rangle$ and the Neutrino Mass Hierarchy



updated figure by S. Pascoli in RPP 2013 "Neutrino Mass, Mixing and Oscillations",
originally in S. Pascoli and S. Petcov, PRD 77, 113003 (2008)



Thank you for listening!

Backup slides

Status

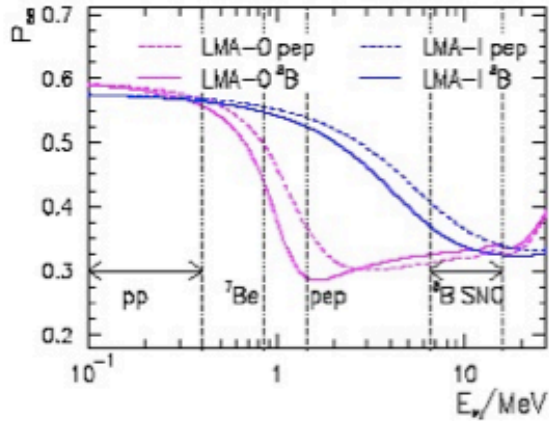
- now filling the SNO+ detector with water
- water-filled data taking starts in 2014
 - to study external backgrounds and detector optics
- float-the-boat test in the next few months
 - to demonstrate hold-down rope system operation at full buoyant load
- now installing scintillator purification plant process piping
- liquid scintillator fill to start in 2015
- installation of tellurium purification skid and Te purification in late 2015
- addition of Te to SNO+ liquid scintillator and DBD run in 2016

TimeScale

- 2014: water fill and water commissioning
 - nucleon decay physics
 - Backgrounds analysis
 - Supernovae neutrinos
- 2015: start liquid scintillator fill
 - background analysis
 - reactor- and geo- antineutrinos
 - Supernovae neutrinos
 - low energy solar neutrinos
- 2016: 0.3% Te loading
 - neutrinoless double beta decay
 - reactor- and geo- antineutrinos
 - Supernovae neutrinos

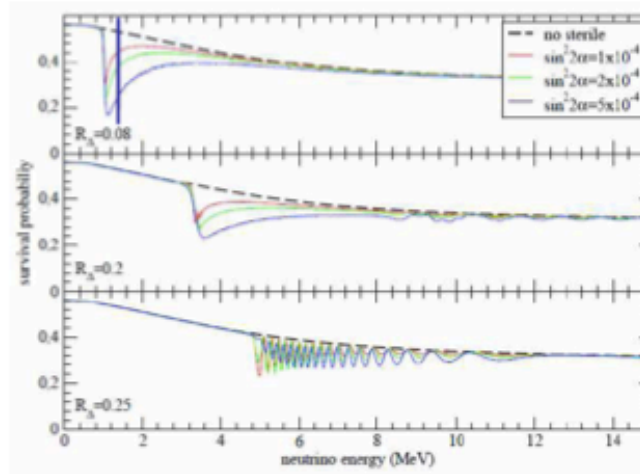
Pep neutrinos – test for new Physics

Non-standard interactions (flavour changing NC)



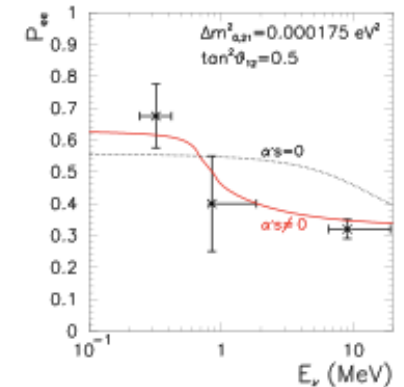
Friedland, Lunardini, Peña-Garay,
PLB 594, (2004)

Sterile Neutrinos

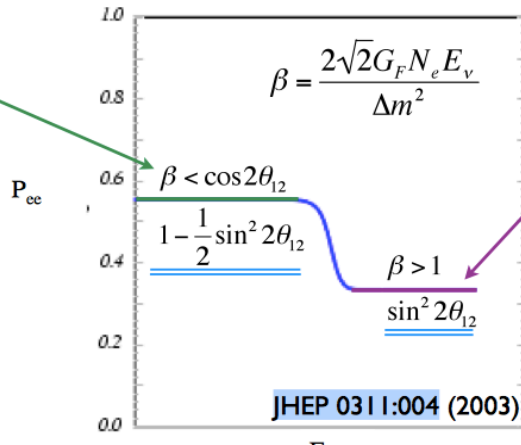


Holanda & Smirnov
PRD 83 (2011) 113011

Mass varying neutrinos (MaVaNs)



M.C. Gonzalez-Garcia, M.
Maltoni
Phys Rept 460:1-129 (2008)



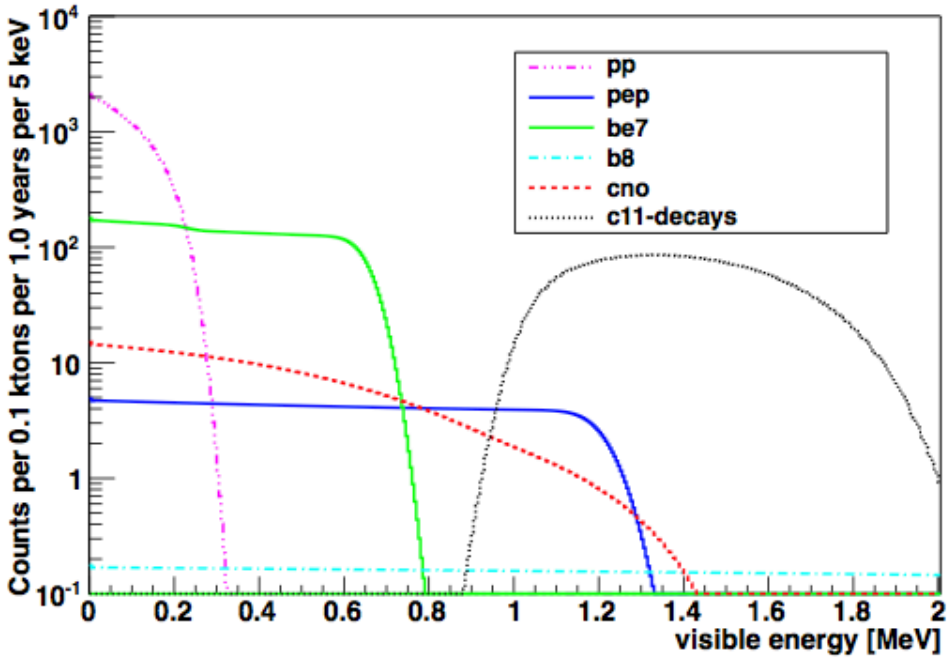
'High' energy (>5MeV):
Matter-dominated
resonant conversion

JHEP 0311:004 (2003)

A matter of depth

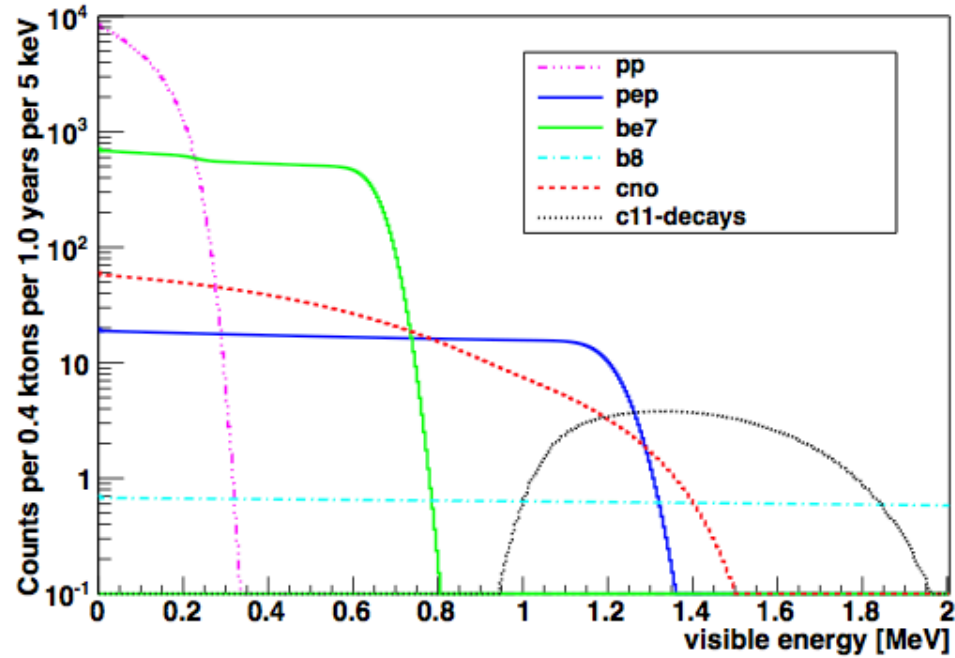
Borexino

Analytically generated spectra with $5\%/\sqrt{E}$ resolution

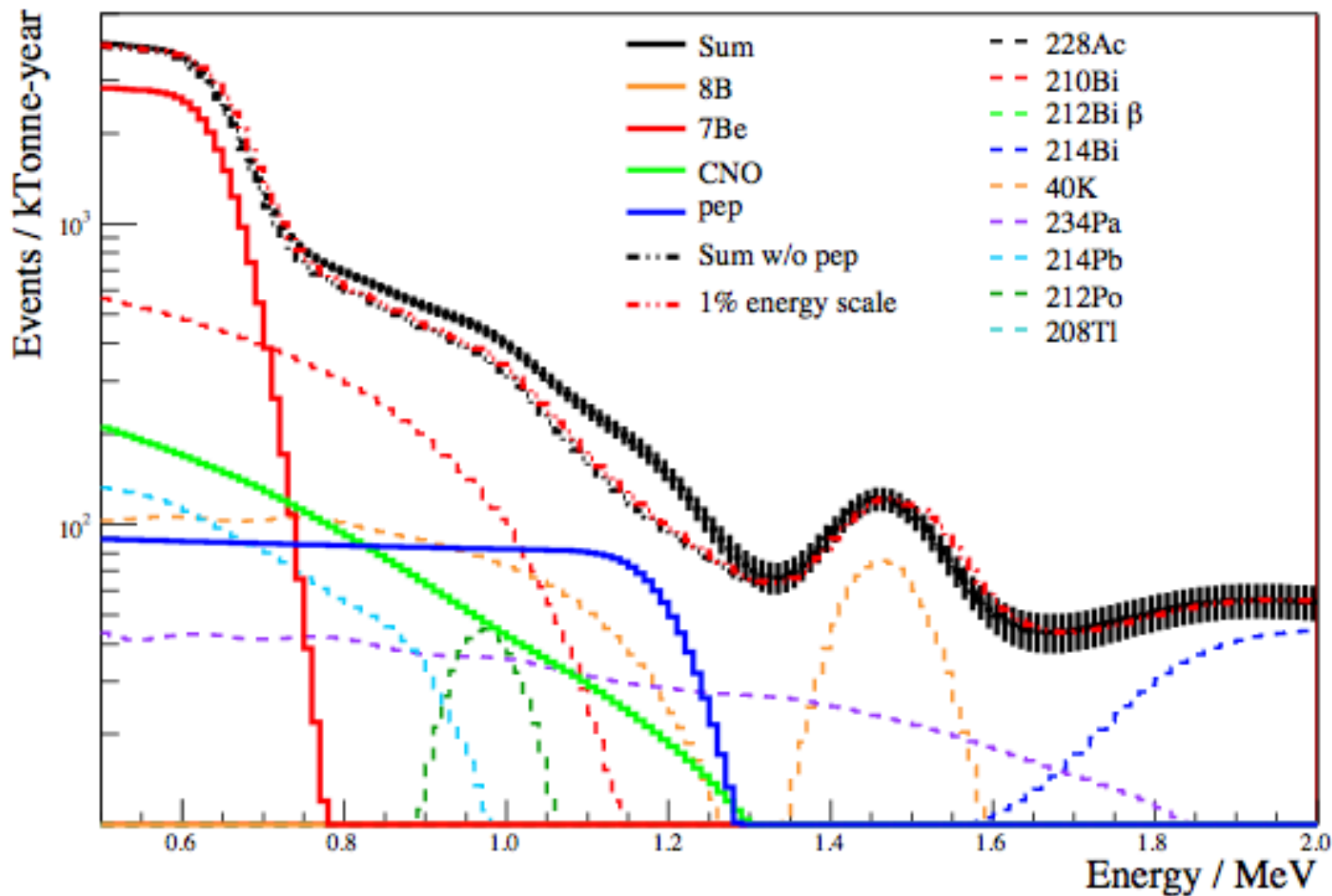


SNO+

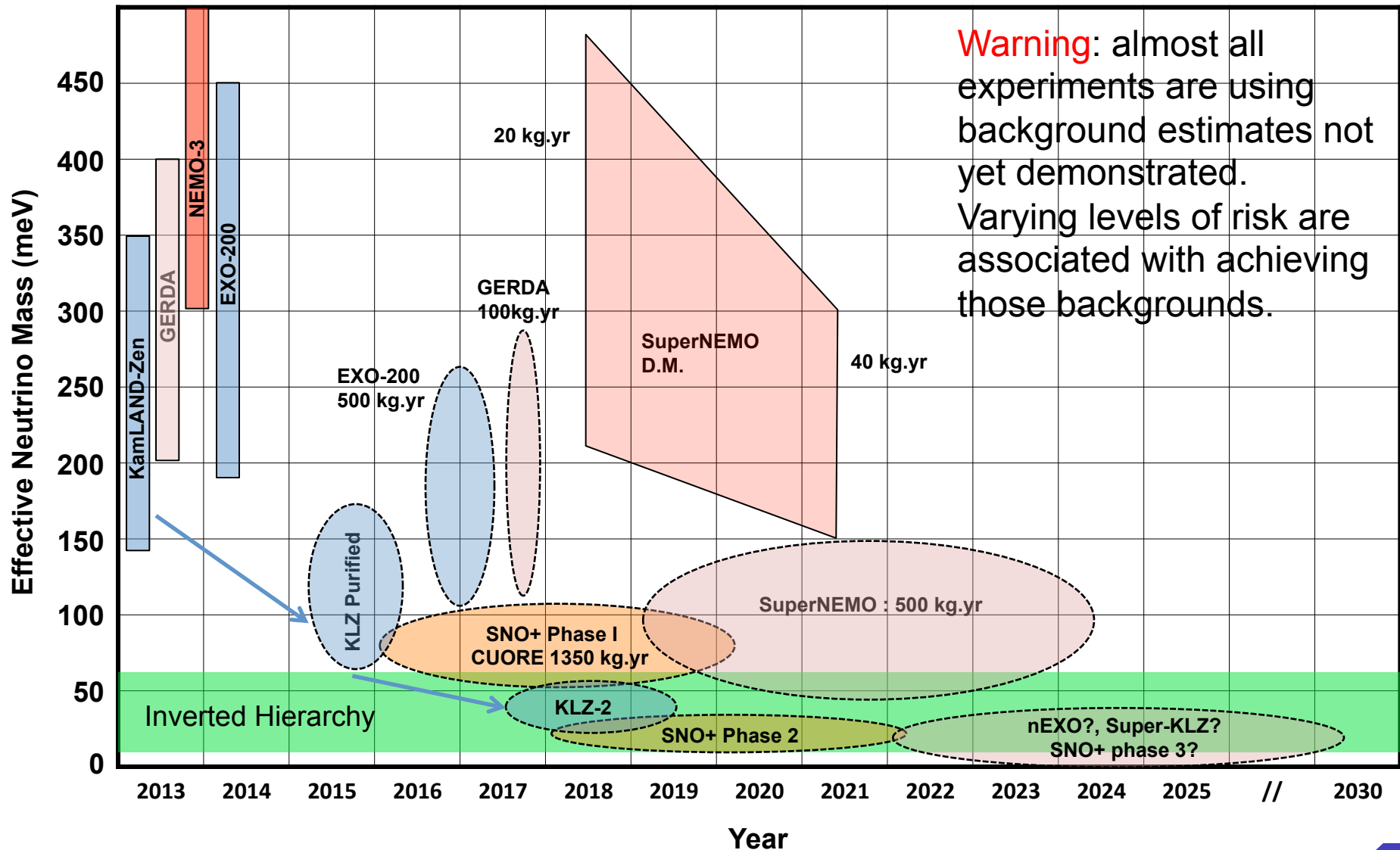
Analytically generated spectra with $5\%/\sqrt{E}$ resolution



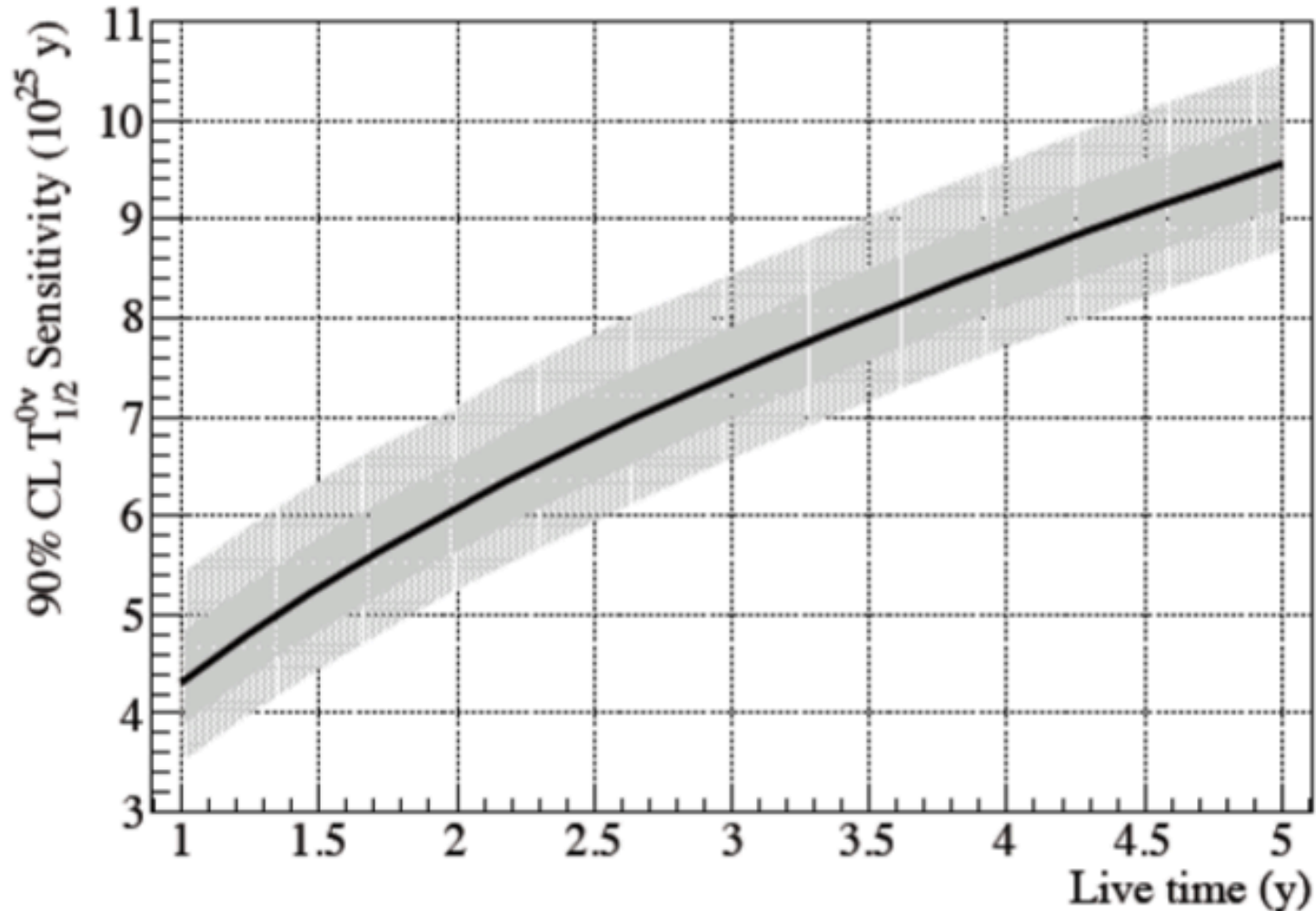
SNO+ solar signals



Comparing Sensitivities



Sensitivity 0.3% loading



Half-life sensitivity @90%CL

Solar Neutrinos

- SNO+ has decided to prioritise $0\nu\beta\beta$
- Radon daughters have accumulated on the surface of the AV over the last few years in a significant way. If these leach into the scintillator, the purification system has the capability to remove them.
- However, depending on the actual leach rate, that removal might be inefficient and the ^{210}Bi levels in the scintillator too high for a pep/CNO solar neutrino measurement without further mitigation.
- Mitigation could include enhancing online scintillator purification, draining the detector and sanding the AV surface to remove radon daughters, or deploying a bag.
- $0\nu\beta\beta$ and low-energy ^8B solar neutrino measurements are not affected by these backgrounds

SNO+ Scintillator System

